


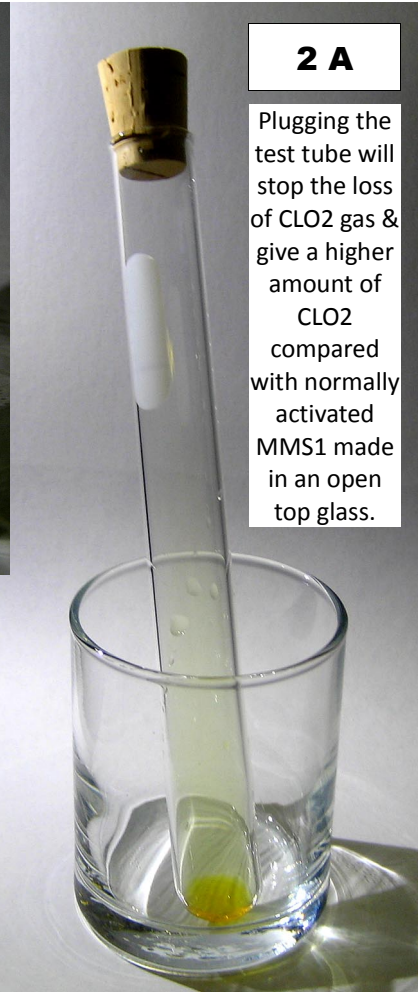
1



2 B




2 A



Plugging the test tube will stop the loss of CLO2 gas & give a higher amount of CLO2 compared with normally activated MMS1 made in an open top glass.

3

Use 4% HCL acid activator for best tasting MMS1 & add a few drops of SweetLeaf brand Stevia drops to make a delicious drink!



4



MMS1 doses should be made hourly for best results and this test tube method is a simple way to do that. Original idea from Scott McRae January 2015.


Thanks, Scott!

Test Tube MMS1

5 A



5 B



Note CLO2 gas above liquid

Here is a smaller test tube

Test Tube MMS1 made with 3 drops of MMS and 4% HCL in test tubes. Plugging the test tubes eliminates any CLO2 fumes. Activated 60 seconds & then some of the 4 fl oz of water is added to the tube, then that poured back into the glass container. 35ppm in 120ml = 4.2mg CLO2